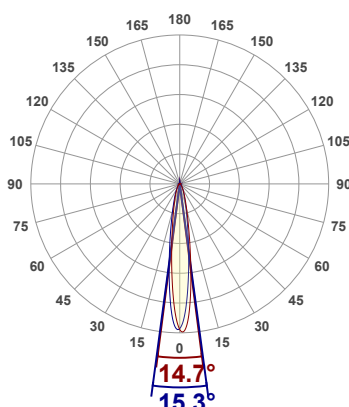
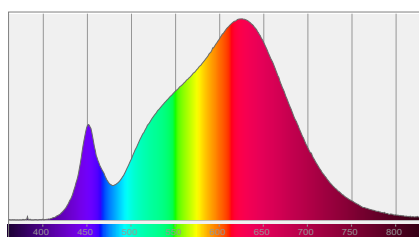
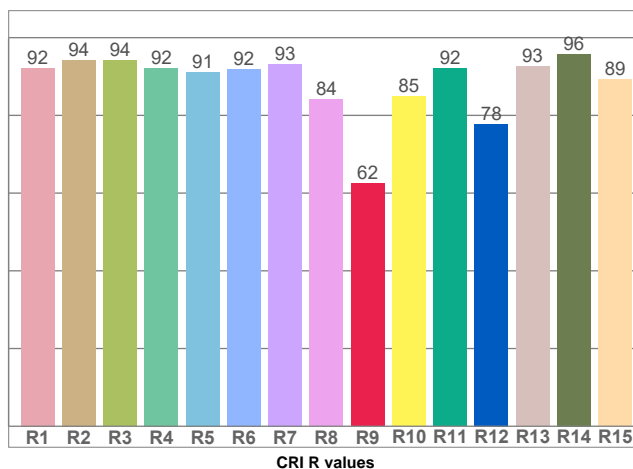
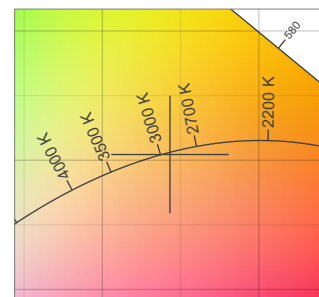


Light efficiency:
65 Lumen/Watt
Light quality:
CRI: 91.6
Color temperature:
2903 K
Output: 487 Lumen

Product name:
TOOL WALLWASHER 3D-3000K-24Wm-333mm-15
Date and time:
17/06/2026 16:50:51
Power consumption:

Power	Power factor
7.5 W	1.0
Voltage (Vcc)	Current
24.0 V	0.311 A

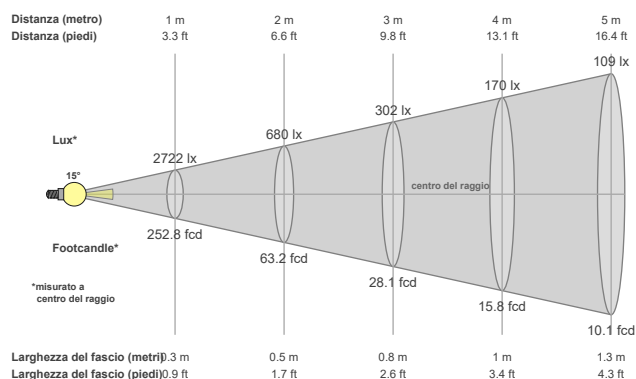
TM-30 details

Rf 90.4 Fidelity index Rf	Rg 101.2 Gamut index Rg
-------------------------------------	-----------------------------------


Spectral distribution

CRI R values

White color point

Color temperature	Color rendering index	Red component	Color fidelity	Color gamut	Color quality scale	Color coordinate cie 1931	Color coordinate cie 1931	Color coordinate	Color coordinate	Color deviation from black body
CCT	CRI	CRI R9	TM30 Rf	TM30 Rg	CQS	x	y	u	v	Δuv
2903 K	91.6	62.5	90.4	101.2	89.2	0.443	0.404	0.254	0.348	-0.0007

Beam details



Beam angles

Beam angle 50%	Field angle 10%	Cutoff angle 2,5%
14.9°	39.2°	73.3°

Beam intensities

Peak intensity	Int. ratio in 120° cone	Int. ratio in 90° cone
2774 cd	95.3%	88.1%

Beam intensities from 1-20m

1m	2m	3m	4m	5m	6m	7m	8m	9m	10m	11m	12m	13m	14m	15m	16m	17m	18m	19m	20m
3.3ft	6.6ft	9.8ft	13.1ft	16.4ft	19.7ft	23ft	26.2ft	29.5ft	32.8ft	36.1ft	39.4ft	42.7ft	45.9ft	49.2ft	52.5ft	55.8ft	59.1ft	62.3ft	65.6ft
2722lx	680lx	302lx	170lx	109lx	76lx	56lx	43lx	34lx	27lx	22lx	19lx	16lx	14lx	12lx	11lx	9lx	8lx	8lx	7lx
252.8fcd	63.2fcd	28.1fcd	15.8fcd	10.1fcd	7fcd	5.2fcd	4fcd	3.1fcd	2.5fcd	2.1fcd	1.8fcd	1.5fcd	1.3fcd	1.1fcd	1fcd	0.9fcd	0.8fcd	0.7fcd	0.6fcd